

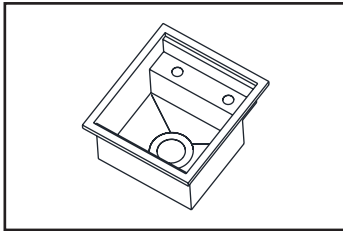
Unpack and inspect your sink upon delivery to avoid costly contractor delays.



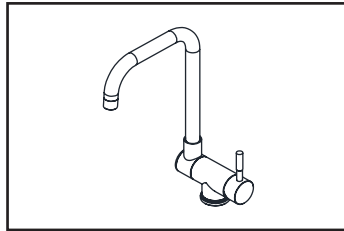
This sink is intended only for under-counter or apron front installations of solid-surface composite or natural stone countertops. It is highly recommended that this product be installed by professionals.



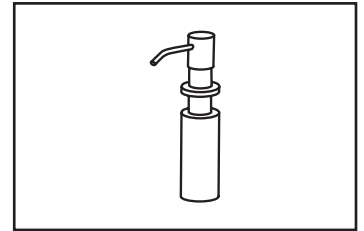
Contents




Sink



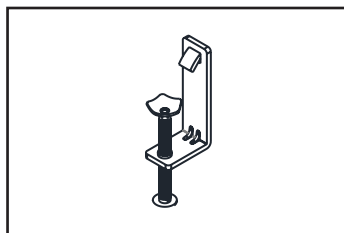
Faucet



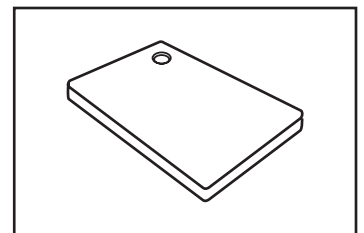
Soap Pump



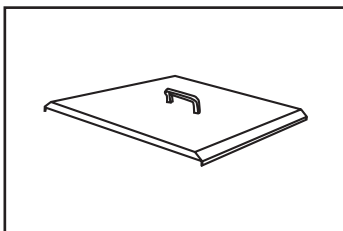
Drain



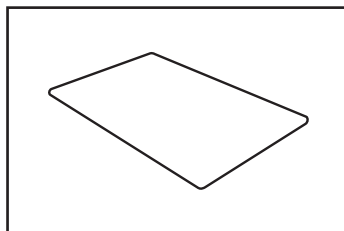
Clip (X8)



Cutting Board

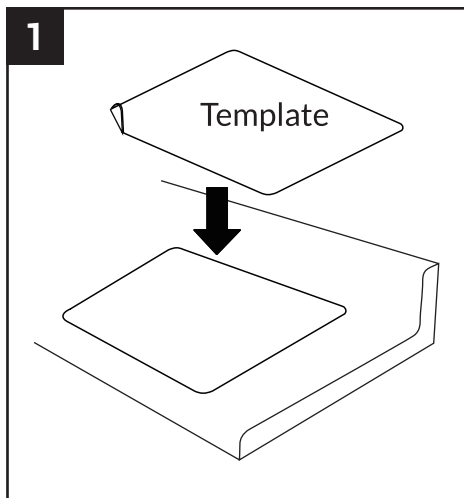


Cover

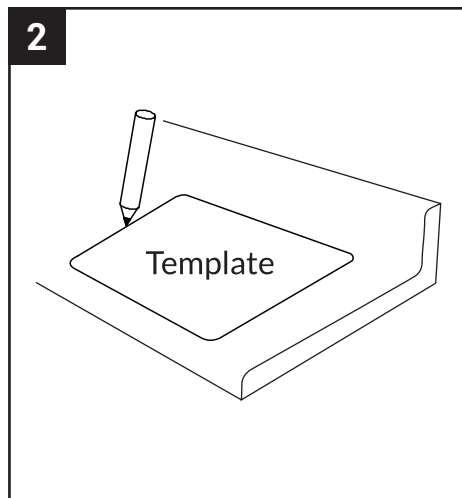


Template

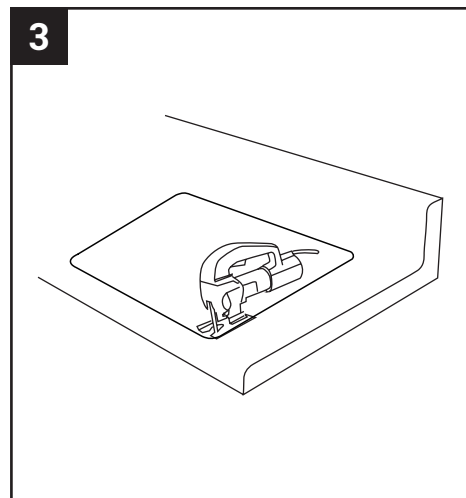
Installation Guide



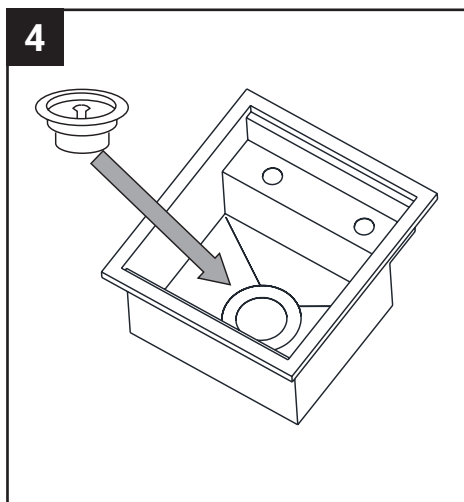
Carefully select sink location based on warnings above.



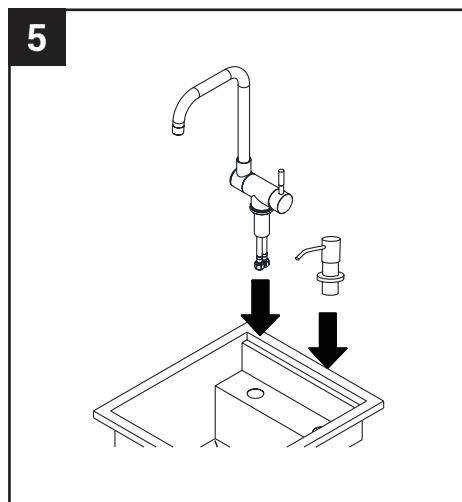
Trace template.



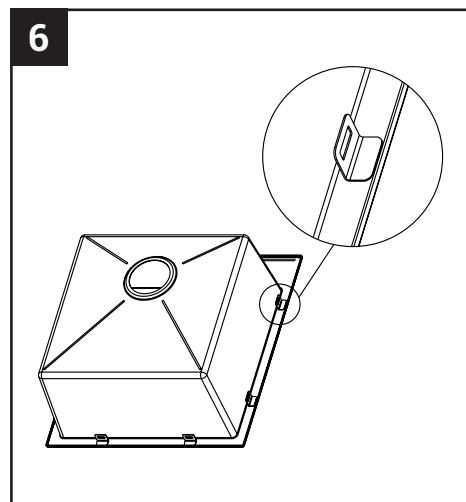
Cut sink opening.



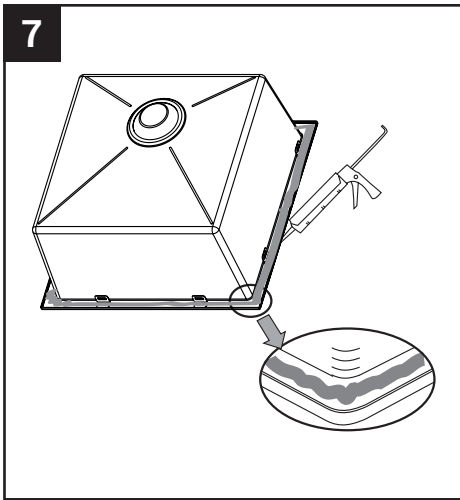
Install drain into sink



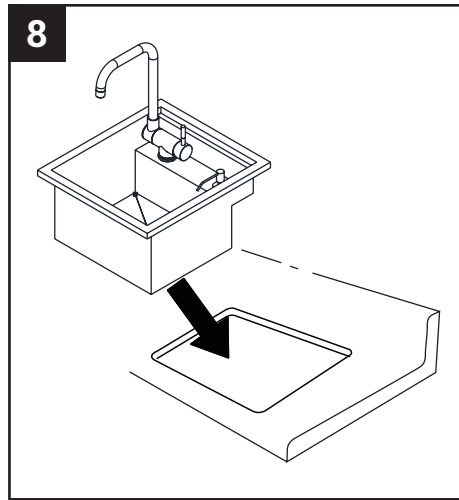
Install faucet and soap pump.



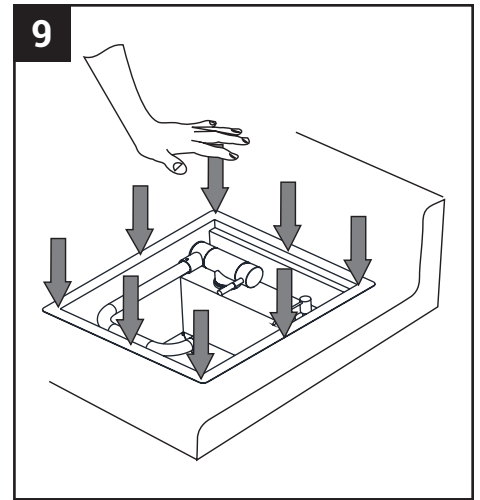
Take note of the 8 mounting brackets that will be used later.



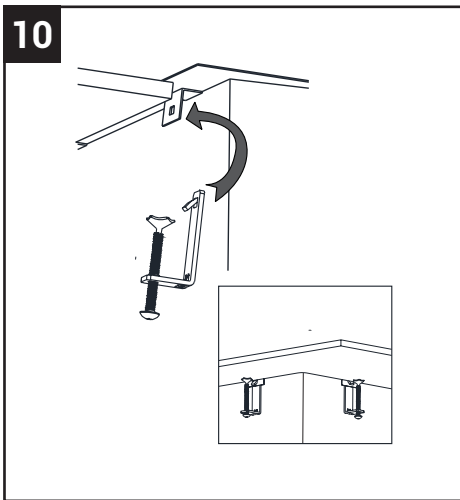
Apply heavy bead of silicone sealant around underside of sink rim near to outer lip.



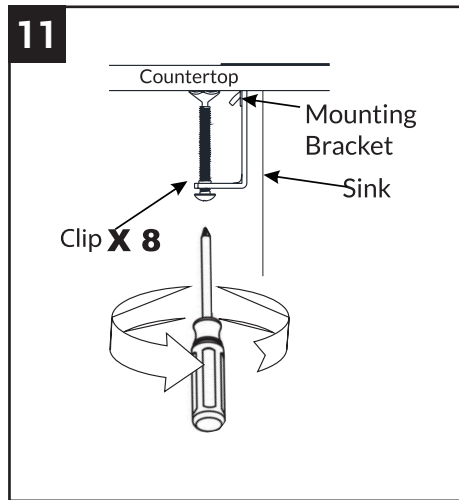
Place and center sink within counter-top opening.



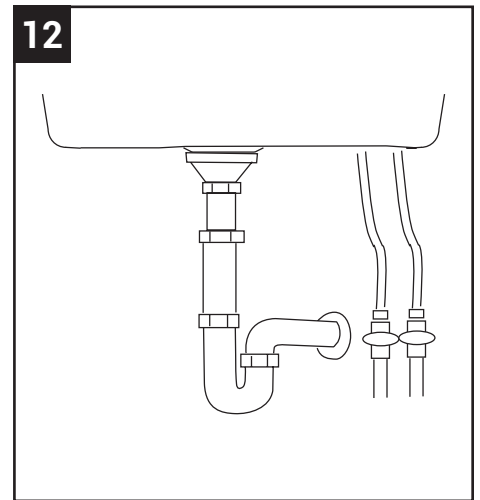
Press the sink down evenly and firmly



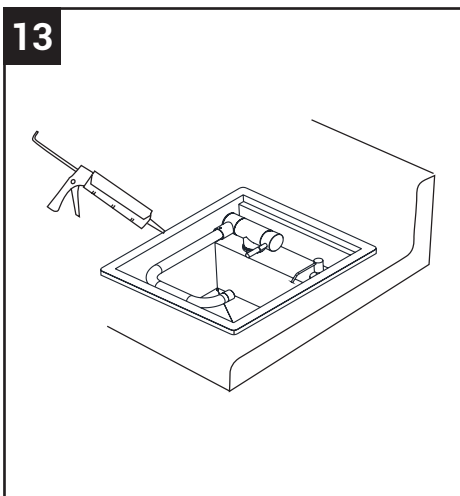
From below, hook the 8 clips onto the mounting brackets.



Use a screwdriver to tighten the clip screws.



Make appropriate plumbing connections.



Apply silicone sealant to the perimeter of the sink.

Care & Maintenance

To keep the product clean & shining, follow the steps below.

1. Rinse with clean water & dry with a soft cloth
2. Do not clean with soaps, acid polish, abrasives, or harsh cleaners
3. Do not use cloth with a coarse surface
4. Unscrew the aerator and clean when necessary



Limited Warranty

Products made by BBQ Guys are manufactured with superior quality standards and workmanship and are backed by our limited lifetime warranty. Our limited lifetime warranty covers all residential applications and our limited one-year warranty covers all commercial applications. We will replace free of charge any product or parts that proves defective. Our warranties are extended exclusively to the original purchaser or owner covering defects in material and workmanship. Damage caused by accident, misuse, or abuse is not covered by this warranty, as is damage done by disregarding the care recommendations provided in the installation instructions, or improper installation.

This warranty may not cover products not installed by a qualified professional installer. Our warranty covers replacement of the defective product only and does not cover installation or other consequential costs or damages. Proof of purchase from the original consumer purchaser might be required for warranty claims. This warranty gives you specific legal rights, and you may also have other rights which vary from state to state. Some states do not allow the exclusions of limitations of incidental or consequential damages, so the above limitations or exclusions may not apply to you. For warranty claims or questions, contact BBQ Guys at 1-888-982-0141. All measurements are approximations and should be used for reference only. BBQ Guys reserves the right to make specification changes without notice or obligation, and to change or discontinue models and finishes. All rights reserved. © BBQ Guys 2022.



8151 Airway Dr.
Baton Rouge, LA 70815

Customer Service
1-888-982-0141
customerservice@bbqguys.com

www.bbqguys.com